

## New age hospitals need...

- Speed
- Real-Time Data
- Agility
- Actionable Insights



## PerformRx

A ready-to-install solution providing a 360° view of critical hospital operations:

- Tracks ~200 key operational performance metrics
- Highlights anomalies and predicts trends
- Integrates hospital operations management suite
- Provides an intuitive visualization interface

## Big Data Challenges Hospitals Face

**Lack of non-EMR data transparency and reporting delays that impede actioning**

### Departmental data silos do not communicate

- Administrative data is stored and used by financial management departments. But, quality and outcomes data is stored and used by risk management departments.
- Centers for Medicare and Medicaid Services (CMS) data is used for retrospective measures of hospital performance.

**Lack of a consolidated data model for hospital operations**

### Quagmire of Health IT systems

- IT systems in hospitals are typically a mix of both legacy and modern systems and are not integrated.
- Unidirectional legacy systems make it difficult for systems to interact amongst themselves.
- Incomplete enterprise level view of operations.

**Excessive manual intervention in data consolidation leads to errors**

### Key operational metrics are prone to "human error"

- Non-standard formats are maintained across the health IT systems (outpatient information system, patient registration information, critical area operations, etc.).
- Tenuous, manual process is involved to consolidate information and to provide a 360° view of hospital operations.

**Over-exploding data volume continues to challenge hospitals**

### Operational costs drive up to 34% of total expenses

- Big data in the healthcare industry is expected to grow rapidly through 2025. This causes hospitals to face significant data management challenges.
- Hospitals are finding it increasingly difficult to maintain data in their on-prem data centers - **4TB data per firm with a CAGR of 36%.**

## How PerformRx Helps Your Business

- Better outcomes, improved bottom-line, enhanced employee morale
- Real-time or near-real-time visibility, as applicable, into key operational insights and metrics that drive costs, performance, and credibility
- Deliver MVP in ~45 to 60 days through our plug and play offerings
- Low noise and low-footprint effort with marginal FTE involvement from hospitals
- Minimum change management required
- Easy customizations leveraging low-code-based analytics platform

### The Data-to-Insights Journey



**Structured &  
Unstructured Data**



**Consolidated  
Data Model**



**Pre-built  
Algorithms**



**Insightful  
Dashboards**

#### Ingest



- Easy connectivity to all enterprise data sources
- Scheduled and real-time data update options

#### Store



- Big data platform storing up to 50 terabytes of data
- Unified layer of non-EMR data facilitating insights

#### Analyze



- Pre-configured metrics and alerts on hospital operations
- Feature-rich libraries on AI/ML algorithms

#### Visualize



- Insightful dashboards with drill-downs and notifications
- "What-if" scenario analysis, free text searches, etc.

### Delivering tangible value in less than 2 months ...

Some of the insights you will receive ...

#### Admissions Analysis

- Average time to discharge
- # of Admissions by department over time
- Patients arrival rate
- # Re-admissions for same condition over time
- more ...

#### Bed-Utilization Analysis

- Bed Occupancy Ratio
- Bed Turnover Ratio
- more ...

#### Disease Analysis

- # of Post-operative sepsis
- #/% of patients on ventilation
- # cases of decubitus
- more ...

#### Events Analysis

- Crude ICU mortality rate
- Patient-to-staff ratio
- more ....

Enterprise Applications

## Who We Are

At TCG Digital we have equipped ourselves with hyper contemporary technologies, domain expertise, and a top-notch talent pool to make every element of your day-to-day operations more predictive, intuitive, and efficient.

As a full-services provider, we specialize in offering turnkey solutions to healthcare organizations. Our comprehensive suite increases operational efficiency, lowers costs, and improves the quality and delivery of patient care.



**100 +**  
Global Clients




**10 +**  
Successful Years



**1000 +**  
Digital Minds \*



**50 +**  
Platform Licenses



**10 +**  
Industry Verticals

## Our Footprint




New Jersey | New York | Chicago | Washington, D.C. Area | Mountain View  
Frankfurt | Dubai | Kolkata | Mumbai | Gurugram | Singapore

\* number pertains to the TCG ecosystem

Follow us on



### CONTACT US

 <https://www.tcgdigital.com>  
 [contact@tcgdigital.com](mailto:contact@tcgdigital.com)  
 +1 (732)-794-6170

### Outside of North America

visit <https://www.tcgdigital.com/contact>  
for the phone number of your local TCG Digital office